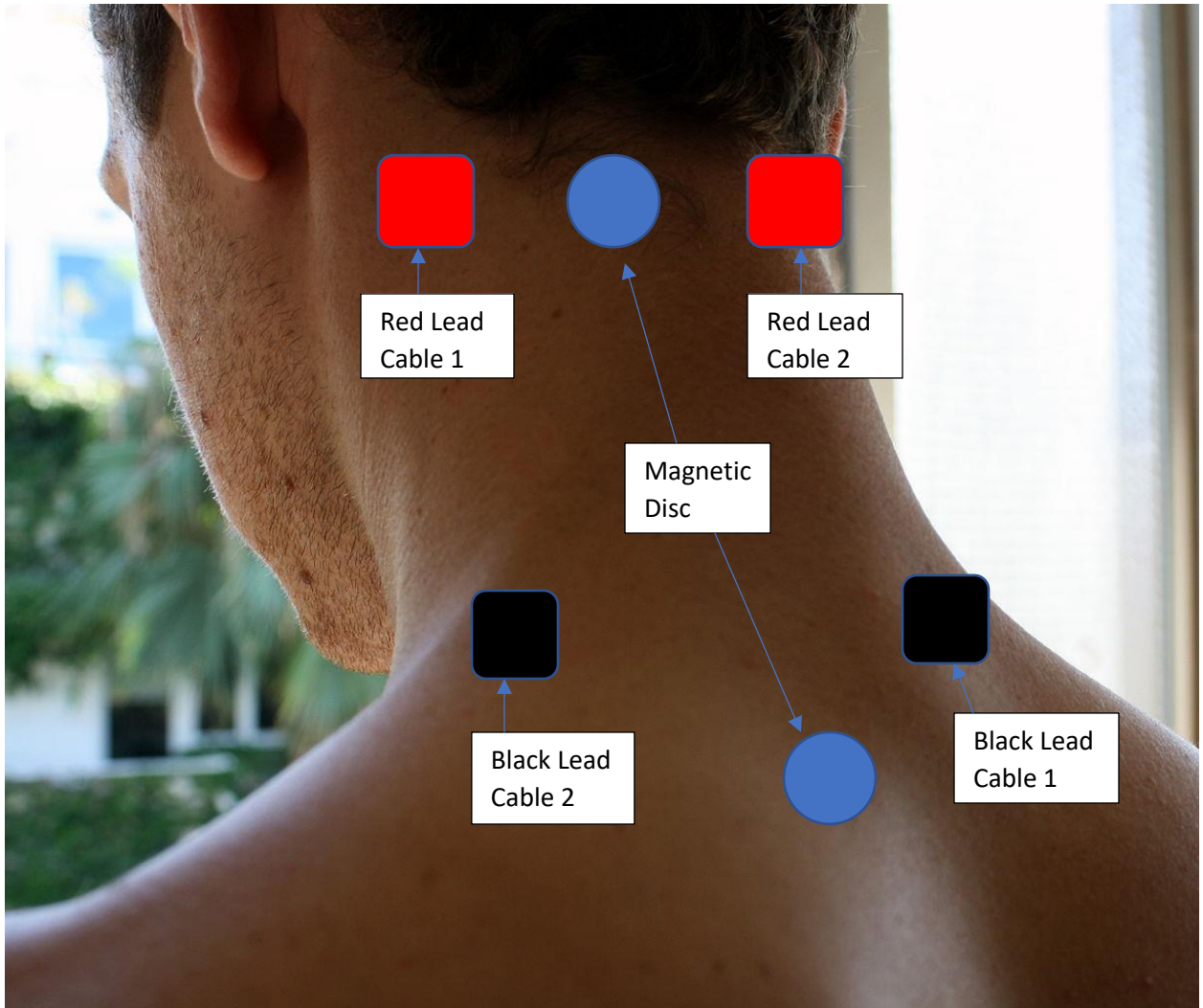


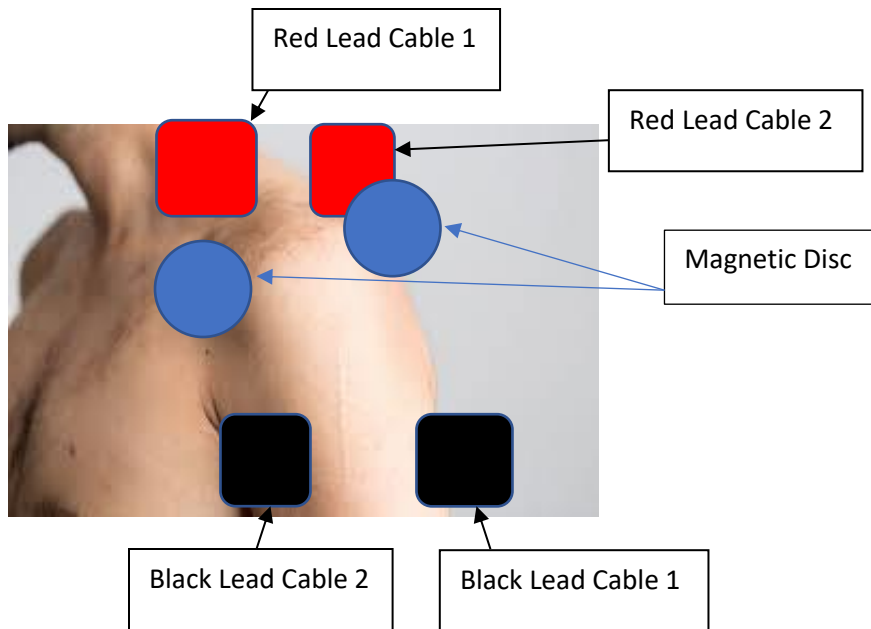
Electric Skin Pad and Magnetic Disc Placement for Neck Treatment



When compiling programs, be sure to set **Polarity** to **Non-Alternating** so electric current will flow in correct direction.

Compiled Frequency File Name	Cer Traum Fibro Cord Nerve Est 60		
Number of Repeats (Max 255)	99		
Polarity	Non-Alternating		
Play Order	Frequency File	Time	Delete
1	Cer Traum Fibro Cord Nerve Est 60 (5)	60	X

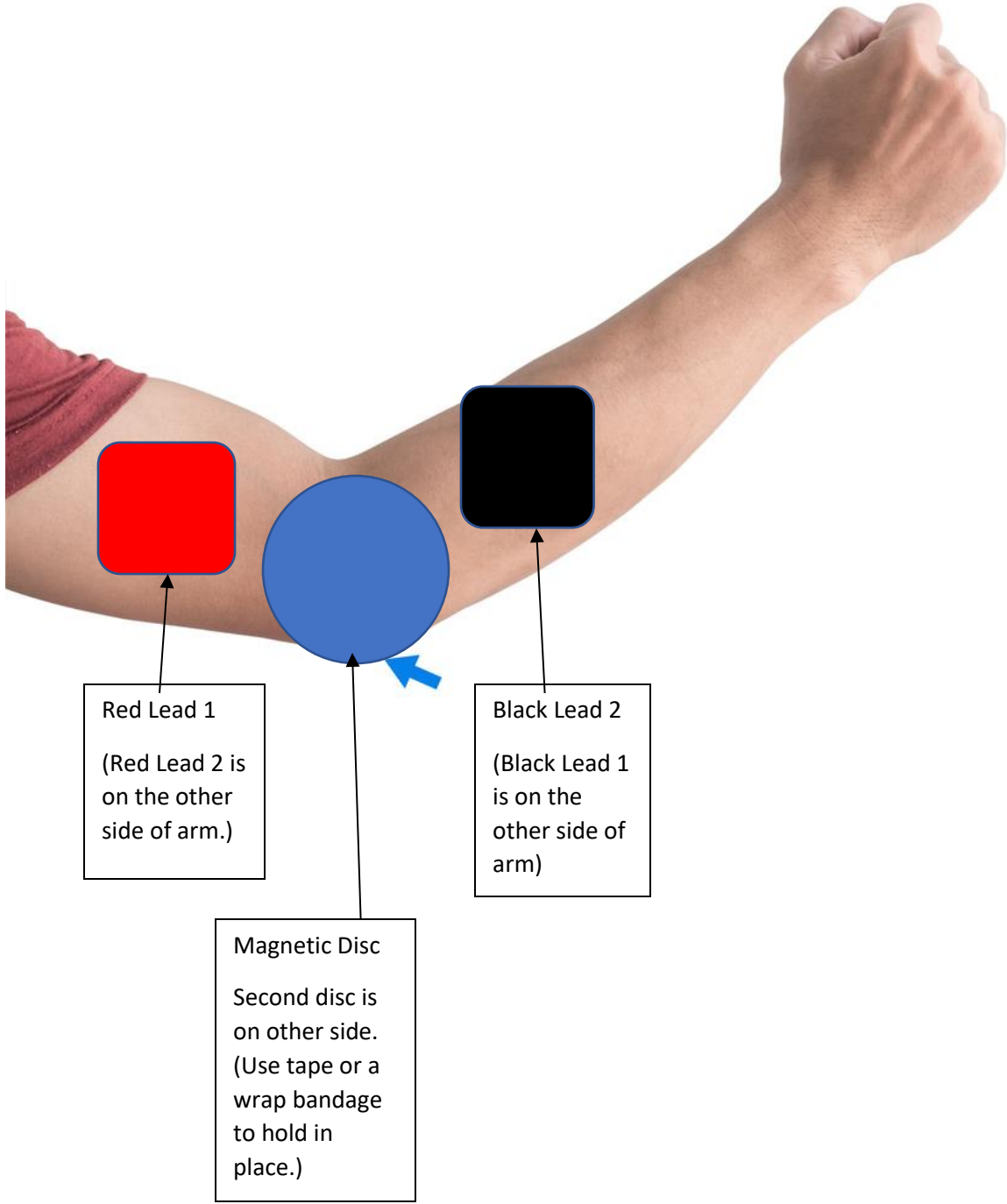
Electric Skin Pad and Magnetic Disc Placement for Shoulder Treatment



When compiling programs, be sure to set **Polarity** to **Non-Alternating** so electric current will flow in correct direction.

Compiled Frequency File Name	Joint Arthritis Pain Est 52		
Number of Repeats (Max 255)	99		
Polarity	Non-Alternating		
Play Order	Frequency File	Time	Delete
▶ 1	Joint Arthritis Pain Est 52 (13)	52	X

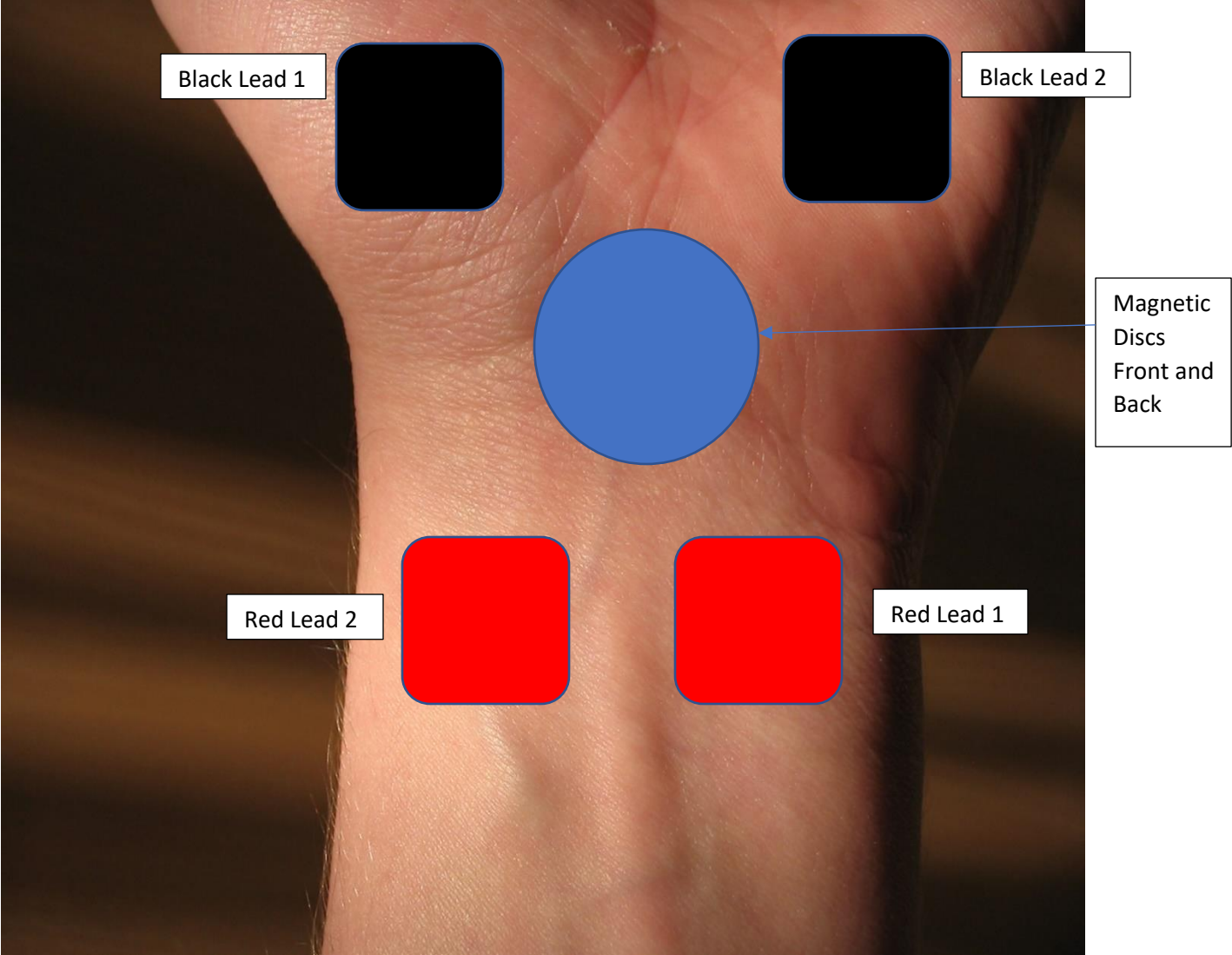
Electric Skin Pad and Magnetic Disc Placement on Elbow



When compiling programs, be sure to set **Polarity** to **Non-Alternating** so electric current will flow in correct direction.

Compiled Frequency File Name	Joint Arthritis Pain Est 52			
Number of Repeats (Max 255)	99			
Polarity	Non-Alternating			
	Play Order	Frequency File	Time	Delete
	1	Joint Arthritis Pain Est 52 (13)	52	X

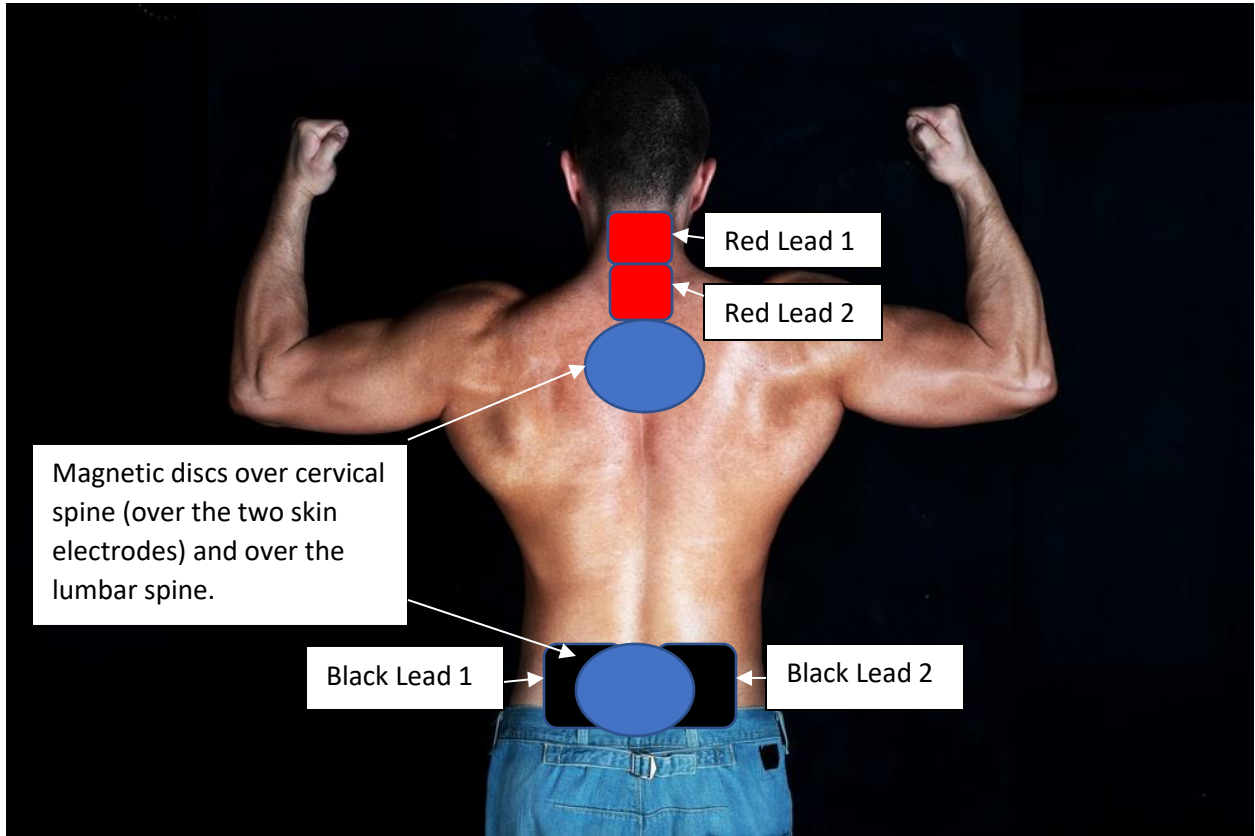
Electric Skin Pad and Magnetic Disc Placement for Wrist Treatment



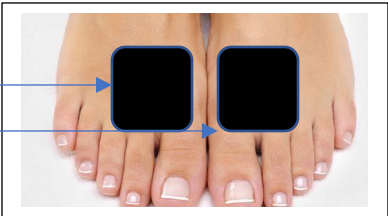
When compiling programs, be sure to set **Polarity** to **Non-Alternating** so electric current will flow in correct direction.

Compiled Frequency File Name	Joint Arthritis Pain Est 52		
Number of Repeats (Max 255)	99		
Polarity	Non-Alternating		
Play Order	Frequency File	Time	Delete
▶ 1	Joint Arthritis Pain Est 52 (13)	52	X

Electric Skin Pad and Magnetic Disc Placement for Back Treatment



For sciatic pain, the two Black Lead Skin Electrodes may be placed on the feet.



When compiling programs, be sure to set **Polarity** to **Non-Alternating** so electric current will flow in correct direction. You want to use the "Spine 40 10 ABF 60" program for back or sciatic pain treatment.

Compiled Frequency File Name	Spine 40 10 ABF 60		
Number of Repeats (Max 255)	99		
Polarity	Non-Alternating		
Play Order	Frequency File	Time	Delete
1	Spine 40 10 ABF 60 (1)	60	X

Electric Skin Pad and Magnetic Disc Placement for Back Treatment Doubled

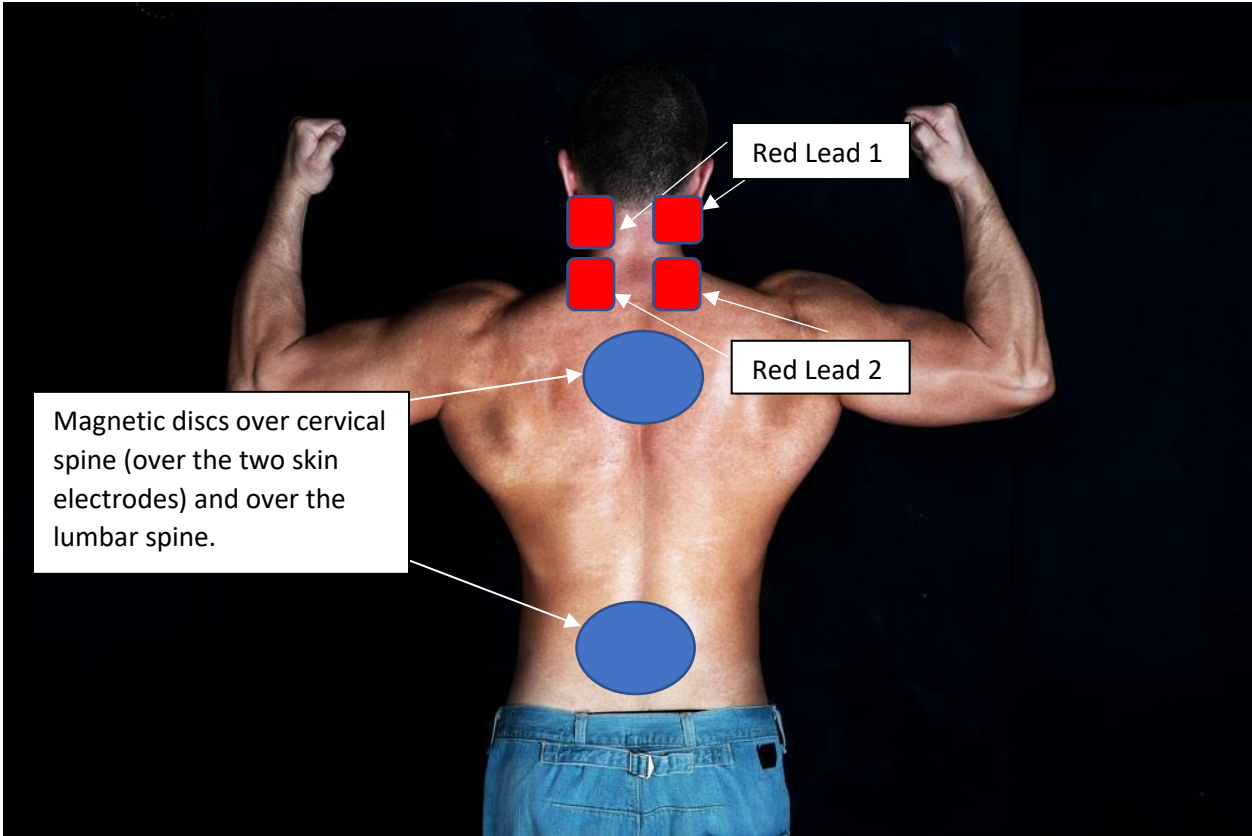


Fig. 1

For sciatic pain, the Four Black Lead Skin Electrodes may be placed on the feet.

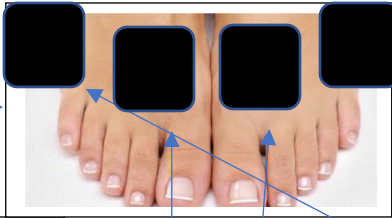


Fig. 2

Black Lead 1

Black Lead 2

Red Leads 1 or 2 to upper or lower neck



Black Leads 1 or 2 to tops of feet or side edges of feet

Fig. 3

See other side for compiling tip.

When compiling programs, be sure to set **Polarity to Non-Alternating** so electric current will flow in correct direction. You want to use the “Spine 40 10 ABF 60” program for back or sciatic pain treatment.

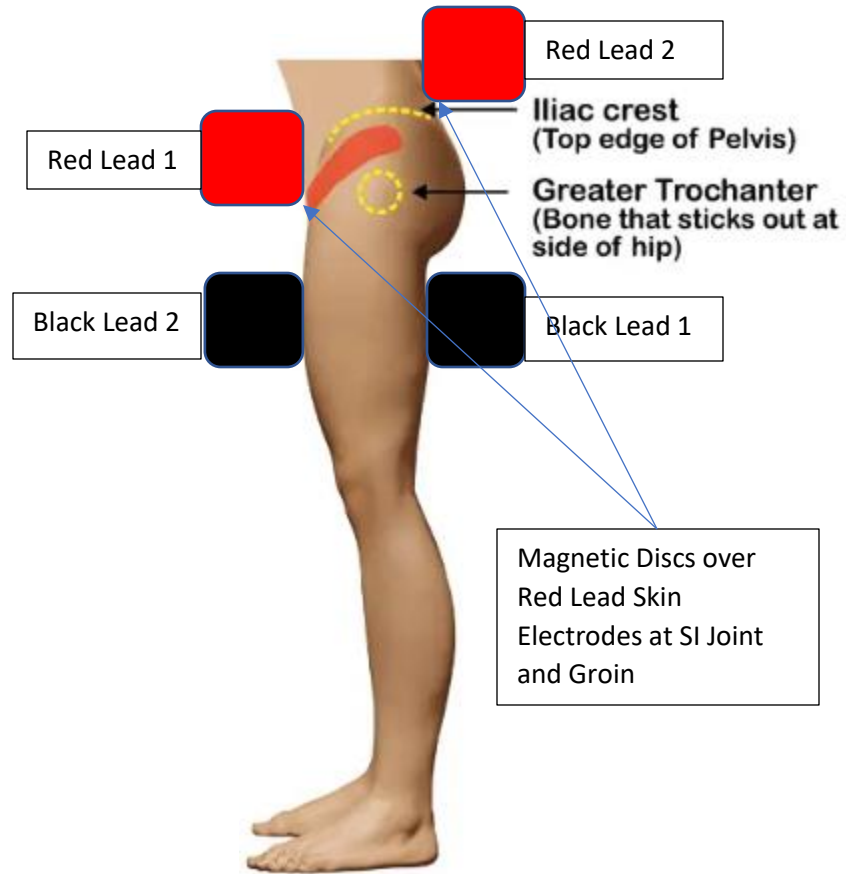
Compiled Frequency File Name	Spine 40 10 ABF 60			
Number of Repeats (Max 255)	99			
Polarity	Non-Alternating			
Play Order	Frequency File	Time	Delete	
▶ 1	Spine 40 10 ABF 60 (1)	60	X	

This is an alternative treatment protocol providing both frequencies (Channel A and B) to both feet – more effective for conditions such as Peripheral Neuropathy. The Black Negative leads of the “Doubler” allow you to apply the same frequency to both feet.

The Red Positive leads of one Doubler go to skin electrodes on either side of C1-C2 on the upper neck. Extenders are necessary to get the two Black Negative leads to the tops of both feet (just below the 2nd and third toes). That Doubler plugs into either STIM Output 1 or 2 on the back of the EM272B.

The Red Positive leads of another Doubler go to skin electrodes on either side of C6-C7 on the lower neck. Extenders are also necessary to get the two Black Negative leads to the outside edges of both feet. The second Doubler plugs into the other STIM Output (1 or 2) on the back of the EM272B that is open.

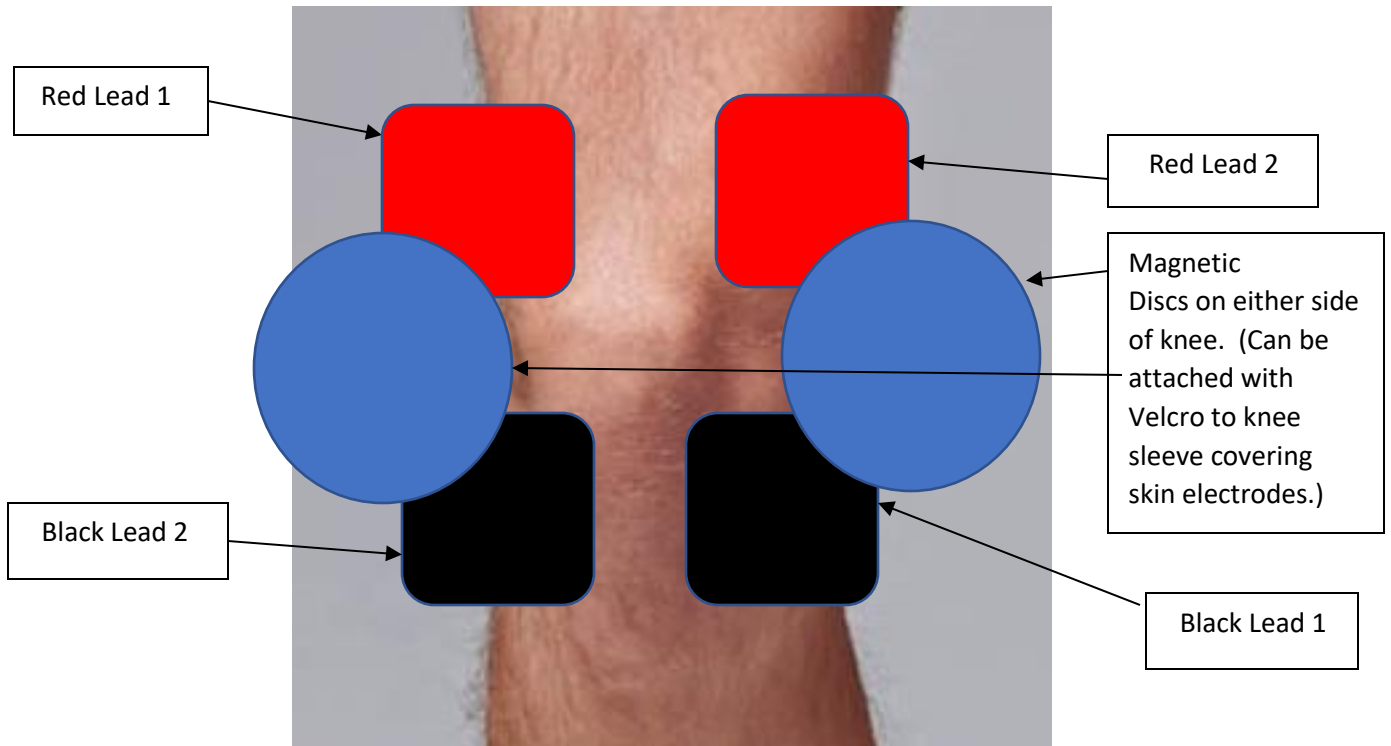
Electric Skin Pad and Magnetic Disc Placement for Hip Treatment



When compiling programs, be sure to set **Polarity to Non-Alternating** so electric current will flow in correct direction.

Compiled Frequency File Name	Joint Arthritis Pain Est 52			
Number of Repeats (Max 255)	99			
Polarity	Non-Alternating v			
	Play Order	Frequency File	Time	Delete
▶	1	Joint Arthritis Pain Est 52 (13)	52	X

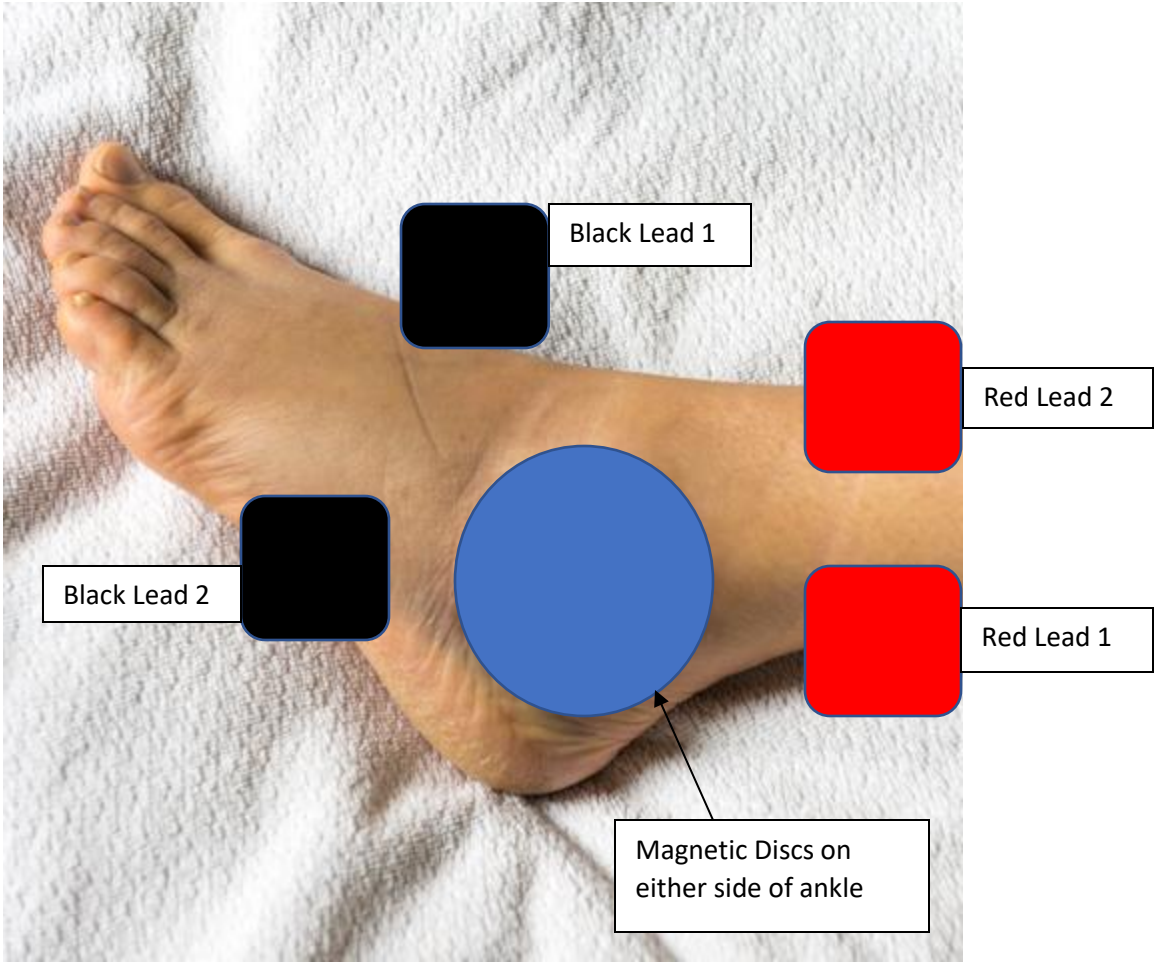
Electric Skin Pad and Magnetic Disc Placement for Knee Treatment



When compiling programs, be sure to set **Polarity** to **Non-Alternating** so electric current will flow in correct direction.

Compiled Frequency File Name	Joint Arthritis Pain Est 52		
Number of Repeats (Max 255)	99		
Polarity	Non-Alternating		
Play Order	Frequency File	Time	Delete
▶ 1	Joint Arthritis Pain Est 52 (13)	52	X

Electric Skin Pad and Magnetic Disc Placement for Ankle Treatment



When compiling programs, be sure to set **Polarity** to **Non-Alternating** so electric current will flow in correct direction.

Compiled Frequency File Name	Joint Arthritis Pain Est 52			
Number of Repeats (Max 255)	99			
Polarity	Non-Alternating ▾			
	Play Order	Frequency File	Time	Delete
	1	Joint Arthritis Pain Est 52 (13)	52	X